





District Health Assessment for Multiple District 107 through March 2025

		Clubs							Membership							Member Strength		Cancellation		Reports			Finance	Leadership			
District Name	Status/ Number of Months in Status *	Active Clubs	Clubs in Status Quo	Total Clubs	% Status Quo Clubs in Financial Suspension	New Clubs	Cancelled Clubs	YTD Net Club Gain/ Loss	Current Members In Active Clubs	Current Members In Status Quo Clubs	Current Total Members Count	YTD Add	YTD Drop	YTD NetGrowth (includes Active and Status Quo)	YTD NetGrowth% (includes Active and Status Quo)	Member Count 12 Months Ago	Average Member Count Per Club	% of Clubs with less than 20 members	Average Cancelled Club Age	Members Lost Due to Cancelled Clubs	% of Clubs Reporting Service	% No MMR in 3 Months	% No Officer Report in 12 months	% of Clubs with balance 90+ days	Number of Zone Chairs Recorded	Number of Region Chairs Recorded	District Officers Vacancies **
107 A		76	0	76	0%	1	2	-1	1781	0	1781	91	100	-9	-0.50%	1,843	23	36%	39	0	55%	49%	1%	1%	14	4	
107 B	T(24)	41	0	41	0%	0	0	0	798	0	798	37	35	2	0.25%	818	19	51%	0	0	59%	41%	0%	5%	8	3	
107 C		74	0	74	0%	0	1	-1	1773	0	1773	94	63	31	1.78%	1,812	24	28%	64	0	50%	54%	0%	5%	11	0	
107 D	T(11)	50	0	50	0%	0	2	-2	1181	0	1181	62	64	-2	-0.17%	1,225	24	32%	18	0	64%	36%	0%	4%	9	0	
107 E		67	0	67	0%	0	1	-1	1408	0	1408	47	53	-6	-0.42%	1,435	21	48%	19	0	72%	52%	0%	3%	11	0	
107 F		55	0	55	0%	0	0	0	1287	0	1287	36	57	-21	-1.61%	1,319	23	29%	0	0	53%	47%	0%	0%	9	4	
107 G	T(24)	47	0	47	0%	0	4	-4	933	0	933	44	47	-3	-0.32%	995	20	51%	50	11	72%	49%	0%	6%	0	0	
107 H	T(24)	39	0	39	0%	0	2	-2	954	0	954	52	54	-2	-0.21%	985	24	28%	47	12	100%	46%	0%	3%	8	0	
107 I	T(24)	44	0	44	0%	0	1	-1	833	0	833	34	39	-5	-0.60%	862	19	59%	52	0	64%	50%	0%	2%	8	3	
107 K	T(24)	37	0	37	0%	0	1	-1	887	0	887	38	63	-25	-2.74%	913	24	30%	54	21	76%	35%	0%	5%	7	4	
107 L	T(24)	34	0	34	0%	0	0	0	795	0	795	38	37	1	0.13%	795	23	38%	0	0	88%	62%	0%	0%	8	4	
107 M		55	0	55	0%	0	0	0	1263	0	1263	55	71	-16	-1.25%	1,296	23	35%	0	0	78%	42%	0%	2%	10	4	
107 N		66	0	66	0%	0	0	0	1340	0	1340	55	56	-1	-0.07%	1,374	20	56%	0	0	68%	44%	0%	2%	12	0	
107 O	T(24)	50	0	50	0%	0	0	0	892	0	892	38	34	4	0.45%	905	18	60%	0	0	52%	58%	4%	0%	8	0	
		735	0	735	0%	1	14	-13	16125	0	16125	721	773	-52	-0.32%	16,577	22	41%	42	44	66%	48%	0%	3%	123	26	




District Health Assessment for Multiple District 107 through March 2025

 Status/ District Name of Months in Status *		Clubs							Membership							Member Strength		Cancellation		Reports			Finance		Leadership		
		Active Clubs	Clubs in Status Quo	Total Clubs	% Status Quo in Financial Suspension	New Clubs	Cancelled Clubs	YTD Net Club Gain/ Loss	Current Members In Active Clubs	Current Members In Status Quo Clubs	Current Total Members Count	YTD Add	YTD Drop	YTD NetGrowth (includes Active and Status Quo)	YTD NetGrowth% (includes Active and Status Quo)	Member Count 12 Months Ago	Average Member Count Per Club	% of Clubs with less than 20 members	Average Cancelled Club Age	Members Lost Due to Cancelled Clubs	% of Clubs Reporting Service	% No MMR in 3 Months	% No Officer Report in 12 months	% of Clubs with balance 90+ days	Number of Zone Chairs Recorded	Number of Region Chairs Recorded	District Officers Vacancies **
109 A	T(22)	44	0	44	0%	0	4	-4	1056	0	1056	74	82	-8	-0.75%	1,095	24	45%	52	10	43%	36%	0%	7%	4	0	
109 B	T(24)	29	0	29	0%	0	0	0	653	0	653	31	43	-12	-1.80%	670	23	34%	0	0	55%	48%	7%	14%	1	0	2nd VDG,GLT
		73	0	73	0%	0	4	-4	1709	0	1709	105	125	-20	-1.16%	1,765	23	41%	52	10	48%	41%	3%	10%	5	0	




District Health Assessment for District 120 through March 2025

		Clubs							Membership							Member Strength		Cancellation		Reports			Finance	Leadership			
District Name	Status/ Number of Months in Status *	Active Clubs	Clubs in Status Quo	Total Clubs	% Status Quo in Financial Suspension	New Clubs	Cancelled Clubs	YTD Net Club Gain/ Loss	Current Members In Active Clubs	Current Members In Status Quo Clubs	Current Total Members Count	YTD Add	YTD Drop	YTD NetGrowth (includes Active and Status Quo)	YTD NetGrowth% (includes Active and Status Quo)	Member Count 12 Months Ago	Average Member Count Per Club	% of Clubs with less than 20 members	Average Cancelled Club Age	Members Lost Due to Cancelled Clubs	% of Clubs Reporting Service	% No MMR in 3 Months	% No Officer Report in 12 months	% of Clubs with balance 90+ days	Number of Zone Chairs Recorded	Number of Region Chairs Recorded	District Officers Vacancies **
120	T(24)	57	0	57	0%	0	3	-3	1059	0	1059	29	68	-39	-3.55%	1,103	19	47%	24	21	14%	56%	0%	19%	10	4	
		57	0	57	0%	0	3	-3	1059	0	1059	29	68	-39	-3.55%	1,103	19	47%	24	21	14%	56%	0%	19%	10	4	



District Health Assessment for District 131 through March 2025

		Clubs							Membership							Member Strength		Cancellation		Reports			Finance	Leadership			
District Name	Status/ Number of Months in Status *	Active Clubs	Clubs in Status Quo	Total Clubs	% Status Quo in Financial Suspension	New Clubs	Cancelled Clubs	YTD Net Club Gain/Loss	Current Members In Active Clubs	Current Members In Status Quo Clubs	Current Total Members Count	YTD Add	YTD Drop	YTD NetGrowth (includes Active and Status Quo)	YTD NetGrowth% (includes Active and Status Quo)	Member Count 12 Months Ago	Average Member Count Per Club	% of Clubs with less than 20 members	Average Cancelled Club Age	Members Lost Due to Cancelled Clubs	% of Clubs Reporting Service	% No MMR in 3 Months	% No Officer Report in 12 months	% of Clubs with balance 90+ days	Number of Zone Chairs Recorded	Number of Region Chairs Recorded	District Officers Vacancies **
131	P	36	0	36	0%	0	0	0	716	0	716	20	33	-13	-1.78%	726	20	50%	0	0	50%	72%	6%	6%	0	0	
		36	0	36	0%	0	0	0	716	0	716	20	33	-13	-1.78%	726	20	50%	0	0	50%	72%	6%	6%	0	0	



District Health Assessment for Ident 5891 - REP OF LATVIA - UND through March 2025

Status/ District Name of Months in Status *		Clubs							Membership							Member Strength		Cancellation		Reports			Finance	Leadership			
		Active Clubs	Clubs in Status Quo	Total Clubs	% Status Quo Clubs in Financial Suspension	New Clubs	Cancelled Clubs	YTD Net Club Gain/ Loss	Current Members In Active Clubs	Current Members In Status Quo Clubs	Current Total Members Count	YTD Add	YTD Drop	YTD NetGrowth (includes Active and Status Quo)	YTD NetGrowth% (includes Active and Status Quo)	Member Count 12 Months Ago	Average Member Count Per Club	% of Clubs with less than 20 members	Average Cancelled Club Age	Members Lost Due to Cancelled Clubs	% of Clubs Reporting Service	% No MMR in 3 Months	% No Officer Report in 12 months	% of Clubs with balance 90+ days	Number of Zone Chairs Recorded	Number of Region Chairs Recorded	District Officers Vacancies **
Ident 5891 - REP OF LATVIA		4	0	4	0%	0	2	-2	23	0	23	1	12	-11	-32.35%	33	6	100%	29	7	0%	75%	0%	0%	0	0	
		4	0	4	0%	0	2	-2	23	0	23	1	12	-11	-32.35%	33	6	100%	29	7	0%	75%	0%	0%	0	0	

\* - District Status: P - Provisional, T - Transitional.  
\*\* - District Officers Vacancies: DG - District Governor, 1st VDG - First Vice District Governor, 2nd VDG - Second Vice District Governor.